

Examples of Word Processing for Teacher Productivity



John Cabot – Explorer

Directions: Read the essay below. Answer the questions. Mark the location on the map of the world.



John Cabot's Ship

John Cabot discovered the island of Newfoundland on June 24, 1497. John Cabot was born in Genoa, Italy around the year 1450. He worked as a trader in what is now called the Middle East. He moved to England in 1485. He had heard about the riches of China and wanted to explore the world. In 1494, King Henry VII gave Cabot the right to discover new lands. Cabot set sail that year. He had to turn back because of bad weather and no food. Cabot began his second trip on May 2, 1497. He sailed from Bristol, England in his ship, The Matthew. Cabot never went to China by sea. Cabot was paid cash for discovering Newfoundland. He was also given a pension. He only collected this pension once. It is believed he drowned at sea.

© 2008 by Linda Ward Beech, Scholastic Teaching Resources

Answer the following questions and then number each location on the map below.

1. What island did Cabot discover? _____
2. Where was John Cabot born? _____
3. To where did Cabot sail in 1497? _____
4. From where did Cabot sail on his second trip? _____



Rainbow Color Multiplication

7 x 3 =

3 x 3 =


4 x 2 =

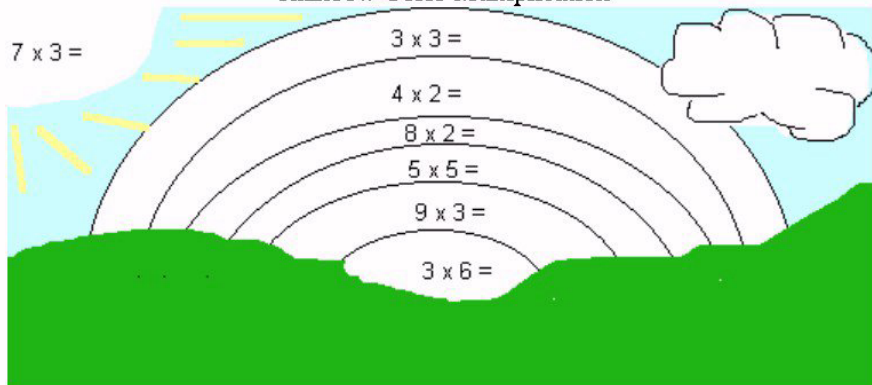
8 x 2 =

5 x 5 =

9 x 3 =

3 x 6 =





| | | |
|------------------------------|----------------------|----------------------|
| If the answer is ? Color it: | | |
| 27 – Color it blue. | 8 – Color it orange. | 16 – Color it green. |
| 9 – Color it purple. | 25 – Color it pink. | 18 – Color it red. |
| 21 – Color it yellow. | | |

Lesson Planning Grid

Week of _____

| Period | Monday | Tuesday | Wednesday | Thursday | Friday |
|--------|--------|---------|-----------|----------|--------|
| 1 | | | | | |
| 2 | | | | | |
| 3 | | | | | |
| 4 | | | | | |
| 5 | | | | | |
| 6 | | | | | |

Writing Sentences

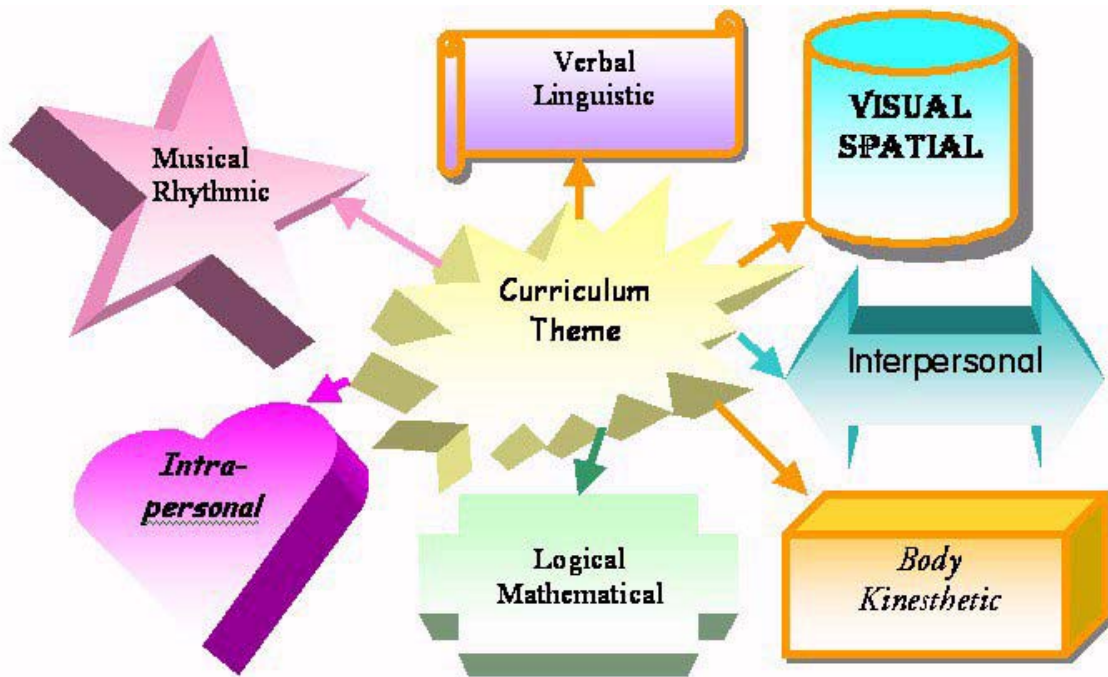
Write a sentence about the picture using words in the box below. (1 row, 4 col table)

| | | | |
|------|--------|------|-----|
| lion | roared | cage | out |
|------|--------|------|-----|

These are text boxes. Select format menu for borders and shading. Select broken line from draw menu.



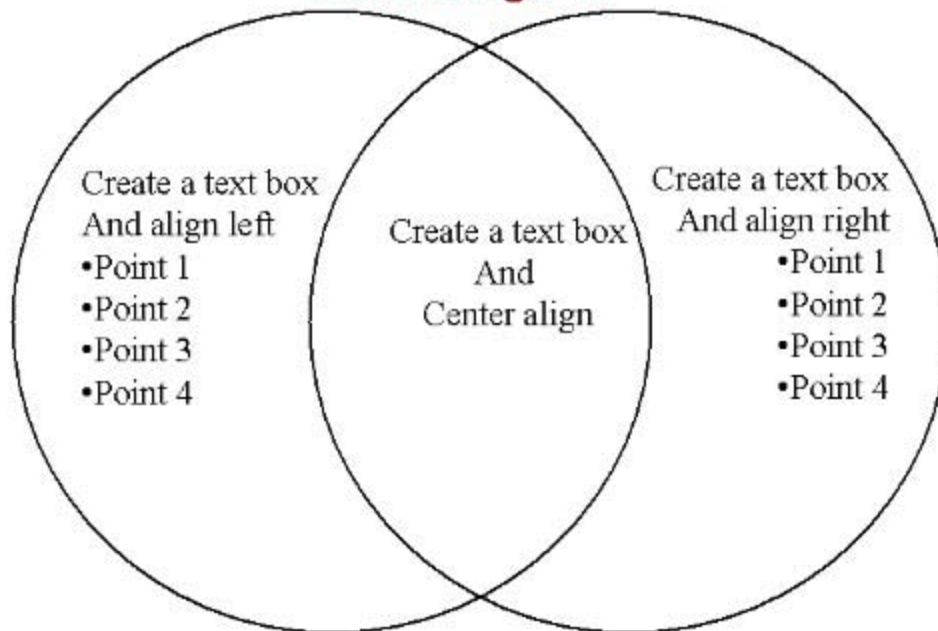
Using Autoshapes



Graphic Organizers

See course document on graphic organizers.

Venn Diagram



Lesson Framework

Competency: _____

Academic Objective:

| |
|--|
| |
| |

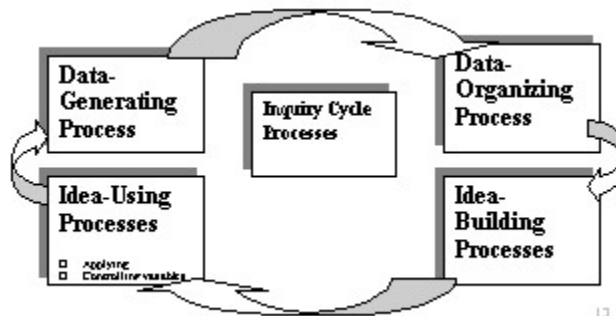
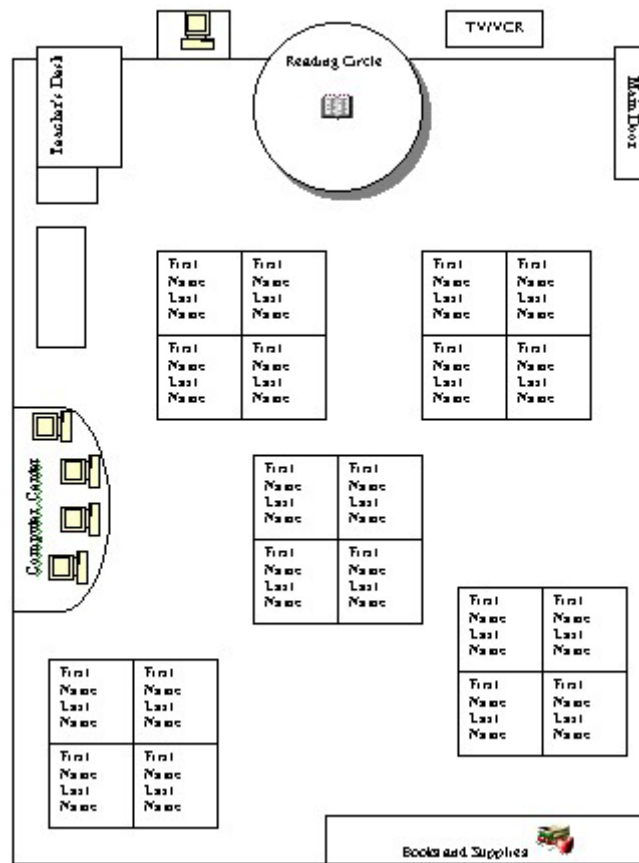
Social Objective:

| |
|--|
| |
| |

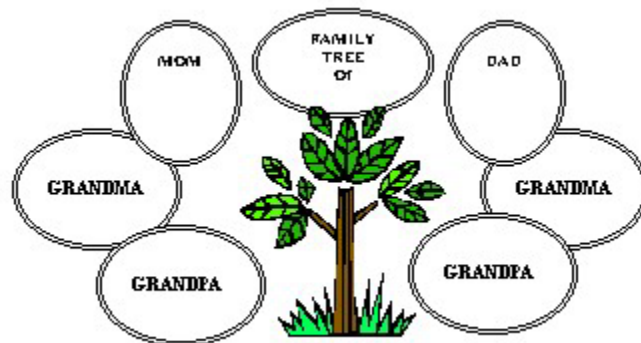
| INTO | THROUGH | BEYOND |
|------|---------|--------|
| | | |

Lesson Planning Grid

| | *Flag | *Roll | *Calendar | *ABC Book | *ELD | Centers |
|-----------|-------|-------|-----------|-----------|------|---------|
| Monday | | | | | | |
| Tuesday | | | | | | |
| Wednesday | | | | | | |
| Thursday | | | | | | |
| Friday | | | | | | |



13



11